

FREEDOM Flatbeds

Versatility and durability for superior performance.



Great Dane



MAXIM

TRUCK & TRAILER


1-888-242-6126



FREEDOM Flatbeds

Great Dane Freedom flatbeds can be customized to serve many different markets and provide heavy-duty performance, reliability and durability. Our product offerings deliver superior performance and increased payload, because they are designed using the highest quality components and technology available for the greatest return on your investment.

Available in all-steel, steel-aluminum combination and all-aluminum models, and offering an endless array of features and options, Freedom flatbeds can be designed to fit your unique needs. With the assistance of our dedicated design team and hands-on engineering support, we can help you design trailers to meet your specific operational requirements.




At Great Dane, we have an intimate understanding of our customers' needs so we are able to create innovative, custom products and services to support their individual operations. Unique from all others, Great Dane provides a combination of patented technology and design excellence with extraordinary convenience and aftermarket support.

Visit www.greatdane.com to learn more about the Freedom and Great Dane's full line of trailers, truck bodies and innovations.

FREEDOM SE ALL-STEEL FLATBED

Reliability and Durability

Built tough for heavy hauling, the Freedom SE provides heavy-duty performance, reliability and durability.



1 Main Beam Design

The one-piece main beam features a standard .38" x 5" heavy-duty 100 KSI steel flange design for outstanding capacity. Multiple beam configurations including wheel base measurements, axle quantity and suspension types are available. Different flange thicknesses are also available for customization to haul needs. The standard evenly distributed load rating is 80,000 pounds and concentrated load rating is 50,000 pounds in 4-foot increments.

2 Front End Construction

The steel front end is reinforced for rated bulkheads. Partially recessed marker lights and air and electrical connections are protected within the perimeter of front stake pockets. The upper coupler is constructed with additional rust-preventative coatings for a long-lasting, strong and durable connection.

3 Crossmember Spacing

Crossmembers pass through the steel main beams and are fastened securely using attachment clips and fatigue-resistant lock bolts. 4" deep steel wax-coated crossmembers are standard on 16" centers front to rear and 12" centers are available for heavy hauls.

4 Flexible Load Securement

Heavy-duty structural steel channel side rails with steel pockets, spools and rub rails provide ultimate flexibility in load securement.

5 Versatile Floor Design

The 1.13" apitong floor offers strength and versatility for load securement. Standard all-wood floor can be replaced by an aluminum floor with nailing strips for load versatility.

6 Rear Frame Construction

The rear frame construction features five stake pockets recessed within the rear crossmember for impact protection. Heavy-duty tubular rear corners have full-depth rubber bumper blocks for additional protection against dock impact. The enhanced rear impact guard is designed to be stronger and safer during rear-impact collisions.

7 Paint Process

All steel components are shot blasted prior to application with a high-quality two-part epoxy primer and a black urethane topcoat to ensure superior adhesion, protection and corrosion resistance. Optional colors are available.

FREEDOM LT STEEL-ALUMINUM COMBO FLATBED

Superior Performance

The versatile Freedom LT delivers superior performance, increased payload and a long list of value-added options to serve the needs of a wide range of markets and applications.



1 Dependable Performance

The one-piece main beam with 100,000 KSI top and bottom flanges is strong yet lightweight and offers outstanding capacity. The Freedom LT is standard with steel I-beam crossmembers on 16" centers and available on 12" centers for additional support. Evenly distributed load rating is 80,000 pounds and concentrated load rating is 50,000 pounds in 4-foot increments.

2 Front End Construction

Steel front end is reinforced for rated bulkheads. Partially recessed marker lights and air and electrical connections are protected within the perimeter of front stake pockets. The upper coupler is constructed with additional rust-preventative coatings for a long-lasting, strong and durable connection.

3 Flexible Load Securement

Heavy-duty extruded aluminum siderails provide ultimate flexibility in load securement. Standard on 24" centers, pipe spools and stake pockets offer additional securement points. The integral side rail design features a built-in winch track and built-in provisions for flat hook anchor points, which allows for the freedom to secure loads safely at any point on the trailer. A 3" aluminum rub rail protects the sides of the trailer from scrapes and hard bumps.

4 Versatile Floor Design

The 1.25" aluminum floor is standard with four apitong nailing strips and an optional Safety-Grip surface for positive traction. Additional options include a full apitong floor, all-aluminum floor with smooth or Safety-Grip surface, and 2 or 3 nailing strips.

5 Rear End Construction

The rear frame construction features five stake pockets recessed within the rear crossmember for impact protection. Heavy-duty tubular rear corners have full-depth rubber bumper blocks for additional protection against dock impact. The enhanced rear impact guard is designed to be stronger and safer during rear-impact collisions.

6 Paint Process

All steel frame components are shot blasted prior to application of a high-quality two-part epoxy primer and a black urethane topcoat to ensure superior adhesion, protection and corrosion resistance. Aluminum crossmembers are standard for additional protection. Steel crossmembers are available as an option.


FREEDOM XP ALL-ALUMINUM FLATBED

Maximize Payload

Featuring the industry's only 10-year warranty, the Freedom XP maximizes payload while weighing in as one of the lightest all-aluminum flatbeds.



The strength and long-lasting performance of the Freedom XP is backed by the industry's only 10-year warranty on the main frame structure for workmanship and material defects.



1 Main Beam Design

Built for optimal performance, the Freedom XP's innovative design includes a two-piece riveted main beam that is contoured for optimal swing clearance and engineered to deliver superior strength. Multiple beam configurations allow for concentrated load ratings from 52,000-60,000 pounds and evenly distributed load ratings from 80,000-120,000 pounds.

2 Front End Construction


Marker lights are protected in an aluminum diagonal front corner for added protection. Air and electrical connections are protected within the perimeter of the front five stake pockets. The upper coupler is constructed with additional rust-preventative coatings for a long-lasting strong and durable connection. The .25" main beam plate tapers up for easy pick up and dropping of a loaded trailer.

3 JOST Landing Gear

The JOST AX150 Alumilight landing gear is an aluminum hybrid series with an all-aluminum extruded upper leg and high-strength lightweight alloy lower leg to provide strength and weight savings.

4 Crossmember Spacing

Standard 4-inch deep aluminum crossmembers are located on 16-inch centers front to rear. Optional 12-inch crossmember spacing is available for additional support. Air and electrical lines are routed above the crossmembers, which protects the lines from road debris and the elements, and provides easy access for repair or replacement.



5 Flexible Load Securement

Heavy-duty extruded aluminum siderails provide ultimate flexibility in load securement. Standard on 24" centers, pipe spools and stake pockets offer additional securement points. The integral side rail design features a built-in winch track and built-in provisions for flat hook anchor points, which allows for the freedom to secure loads safely at any point on the trailer. A 3" aluminum rub rail protects the sides of the trailer from scrapes and hard bumps.

6 Innovative Floor Design

The aluminum floor is standard with a Safety-Grip surface for increased traction and load stability. Double floor fasteners are located in high stress areas for increased strength.

7 Special Appearance Package


Enhance the overall look of your Freedom XP. Features in this package include a boxed-in rear frame with filler plates, additional mudflaps, and additional micro nova dot lights, marker lights, front corner lights and more.

FREEDOM **Customized to Meet Your Needs**



Suspension Packages

Tridem or quad axle/suspension package are available for operations where weight laws permit added payload through weight distribution. Options include spring or air-ride, fixed or slide, and standard-duty or heavy duty options.



Coil Package

An optional coil package places extra crossmembers between the main beams to reduce floor damage and increase floor strength.



Load Securement Options

Options include twist locks, rope ties, D rings, pull-up chain ties, 3-bar winches, sliding chain hooks and tracks, C hooks and aluminum double L winch track.



Drop Deck Option

The drop deck option offers lower deck heights for tall or heavy-duty hauling. Standard upper coupler height is 48" with an 18" king pin location. Drop depth from the upper deck is 20" with a rear deck height of 40".



Bulkhead Options

Factory-installed D.O.T. rated bulkheads add strength and security for your driver and the load.



Rear End Options

Rear end options include rear dunnage racks, pintle hooks, 6-lamp buckplates and forklift kits.

Unparalleled Aftermarket Support



Authorized Great Dane Parts & Service

Go right to the source for quality repairs. Our technicians know Great Dane trailers better than anyone. That's why service at your Great Dane branch or authorized dealer offers more than just simple repairs. Unlike independent shops, Great Dane locations are staffed with trained technicians knowledgeable about the most current products and repair techniques. Plus, our direct connection to the factory ensures you get the engineering and parts you need when you need them.

AdvantEDGE

Maximize your operation's efficiency by connecting to our nationwide network of service locations through AdvantEDGE, Great Dane's national aftermarket parts and service program. Get peace of mind with 24-hour emergency roadside assistance, controlled ordering and invoicing, up-front estimates, competitive labor rates and signature parts price protection.

AdvantEDGE membership is free. Enroll online or at any participating Great Dane branch or full-service dealership.

ASE-Accredited Training Program

Our trailer technician training program emphasizes safety and meets a high national standard established by the National Institute for Automotive Service Excellence (ASE). Great Dane is the first semi-trailer OEM to achieve ASE accreditation for a training program. The Great Dane technicians who work on your trailer have proven their skills and are focused on service excellence. They get the job done right and on time.

FREEDOM

VERSATILITY AND DURABILITY
FOR SUPERIOR PERFORMANCE.



Corporate Headquarters
602 E. Lathrop Ave.
Savannah, GA 31415
(912) 644-2100
GreatDane.com