

# EVEREST Refrigerated Trailer

The highest performing, most thermally efficient trailer on the market.



*Great Dane*



**MAXIM**

TRUCK & TRAILER

1-888-242-6126





CRAB SHACK

Great Dane


BRISTOL VA-TN



# EVEREST Refrigerated Trailer

The Great Dane Everest reefer is designed for refrigerated carriers who value safety and efficiency. It is the highest performing, most thermally efficient trailer available, because it is built using the highest quality components and technology available for the greatest return on your investment.

Available in single- or multi-temp models, and offering an endless array of features and options, the Everest can be customized to fit your unique needs. With the assistance of our dedicated design team and hands-on engineering support, we can help you design trailers to meet your specific operational requirements.



At Great Dane, we have an intimate understanding of our customers' needs so we are able to create innovative, custom products and services to support their individual operations. Unique from all others, Great Dane provides a combination of patented technology and design excellence with extraordinary convenience and aftermarket support.

**Visit [www.greatdane.com](http://www.greatdane.com) to learn more about the Everest and Great Dane's full line of trailers, truck bodies and innovations.**

# EVEREST Lightweight & Thermally Efficient



## 1 Lightweight, Wood-Free Construction

With a base weight of 12,000 pounds, the Everest is extremely weight-competitive. Composite sills and furring replace the use of wood as support in construction, helping eliminate rot and moisture absorption.

## 2 Panel Foaming Process

The industry's most advanced modular panel foaming process produces a more thermally consistent and superior product. Our innovative modular design joins the panels to create a continuous blanket of insulation at all connection points.

## 3 Sidewall Lining

Great Dane's standard PunctureGuard lining has nearly three times the peel strength of other linings, making it extremely resistant to delamination while providing the most impact resistance available in trailer linings. A new feature, Everest reefers come standard with Microban® broad-spectrum antimicrobial protection in the liner to fight bacteria growth for the entire life of the trailer.

## 4 Long Life Floor System

Everest reefers feature the strongest floor system in the industry. The TTMA-rated 18,000-pound aluminum heavy-duty duct floor is automatically welded to seal out moisture. Composite sills support the floor continuously for maximum support and are anchored by corrosion-resistant sill screws. An impact resistant thermoplastic sub-pan completes the floor design for maximum durability.

## 5 Sidewall Protection

Scuffbands provide extra sidewall protection and are available in various heights and materials, including integral extruded aluminum, high-density polyethylene (HDPE) plastic and Great Dane's fastener-free bonded PunctureGuard scuffband.


EVEREST

# Ensuring the Safe and Efficient Delivery of Goods



## Rear Impact Guard

Great Dane's rear impact guard is enhanced to help improve the safety of those travelling the highways with our trailers. Now even stronger, this rear impact guard is designed to be safer during rear-impact collisions. This new guard is standard on all Great Dane trailer models. Due to the rear impact guard's bolt-on design, a retrofit option is available to upgrade rear impact guards on 2007 and later models. The retrofit can be installed easily at any authorized Great Dane service center.



## Heavy-Duty Reefer Cargo Safety-Grip Floor

The highest forklift-rated floor in the industry with a 20,000-pound rating, the heavy-duty concentrated reefer cargo Safety-Grip floor is a popular option for many grocery and foodservice applications. The positive traction Safety-Grip surface increases driver safety and reduces cargo movement.



## 4-in-1 Back-Up Alarm System

Great Dane's exclusive 4-in-1 back-up alarm system is designed to increase safety for drivers and pedestrians. This system features Grote's integrated lamp that combines all stop/tail/turn and back-up functions into one industry-standard size lamp. The innovative 4-in-1 back-up alarm system only works when the wheels turn backward and is completely independent of the ABS system on the brakes.




## ThermoGuard Interior Liner

Made with a proprietary barrier layer, ThermoGuard helps maintain insulation performance, is virtually impermeable and is designed to provide significant cost savings. ThermoGuard reduces cooling run time, helps maintain excess cooling capacity, and reduces fuel consumption and moisture intrusion.

A new standard in clean, Everest is the only reefer on the market that offers broad-spectrum antimicrobial protection in its liner to fight bacterial growth for the entire life of the trailer. This patented Microban® technology does not wash off or wear away and helps provide ongoing protection against the growth of bacteria that can cause stains, odors and product degradation.



# EVEREST Innovative Solutions



## Smart Trailer System


Great Dane's new smart trailer concept is the first integrated telematics solution for trailers. This factory-installed system is designed to protect a fleet's customer, cargo and investment, ensuring the safe, efficient and on-time delivery of goods.

The smart trailer system keeps drivers and fleet managers informed about basic pre-trip inspection checks and alert notifications while on the road. The data monitored includes tire inflation, weight distribution, door sensors, lights, GPS location and more. Data from this system can be received through an onboard LCD display, a Bluetooth connection with a mobile app and desktop computer software.



## Wireless Rear-Mounted Camera

Great Dane offers the industry's smallest wireless camera powered by a wireless auto-pairing system. The rear-mounted ASA Electronics mini wireless camera gives drivers increased awareness of the action behind their rigs on the road, in parking lots and during docking maneuvers.




## Long Life Floor System

Great Dane's reefer cargo and heavy-duty Safety Grip duct floors are automatically welded to seal out moisture. Composite sills support the floor continuously for maximum support and are anchored by corrosion-resistant sill screws. An impact-resistant thermoplastic sub-pan completes the floor design for maximum durability.



## Triple Seal Gasket Design

All-aluminum swing doors are sealed to eliminate moisture intrusion. A unique gasket design provides a triple seal to lock in cold air. The door opening has an integral PVC thermal barrier, which prevents the gaskets from freezing to the rear frame and reduces heat transfer. Optional stainless steel cover sheets are available.



## LED Lighting

Great Dane offers a variety of PC-rated LED lighting options for 180-degree visibility. The LED Exterior Light Package features Grote's MicroNova® DOT lamps and dual-intensity ID cluster lights, along with the Long Life Light System, which is backed by a 10-year warranty. Interior lighting options include spot lamps, motion sensor dome lights and high output LED strip lights featured in the fastenerless cove molding.

EVEREST

## Customized to Meet Your Needs



### Customization

Offering extreme versatility, the Everest reefer can be customized to specifically fit the requirements of any number of operations. Customizable options include length, width, height, floor type and insulation thickness. Great Dane engineers offer personalized support to help you build the trailer that meets your unique needs.



### Multi-Temp Compartmentalization

For maximum productivity, the Everest reefer can be divided into as many as three temperature-controlled compartments and an ambient section.



### Side Door Design

Great Dane's unique all-aluminum side door design delivers unparalleled performance. The Everest is available with multiple side door heights, widths, and locations to provide quick and easy access to cargo.

The exclusive blade lock side door closure exerts constant pressure along the full height of the door to prevent air loss around the total perimeter of the door. The low-profile design eliminates protruding hinges and lock rods, reducing potential for damage.

## Unparalleled Aftermarket Support



### Authorized Great Dane Parts & Service

Go right to the source for quality repairs. Our technicians know Great Dane trailers better than anyone. That's why service at your Great Dane branch or authorized dealer offers more than just simple repairs. Unlike independent shops, Great Dane locations are staffed with trained technicians knowledgeable about the most current products and repair techniques. Plus, our direct connection to the factory ensures you get the engineering and parts you need when you need them.

### AdvantEDGE

Maximize your operation's efficiency by connecting to our nationwide network of service locations through AdvantEDGE, Great Dane's national aftermarket parts and service program. Get peace of mind with 24-hour emergency roadside assistance, controlled ordering and invoicing, up-front estimates, competitive labor rates and signature parts price protection.

AdvantEDGE membership is free. Enroll online or at any participating Great Dane branch or full-service dealership.

### ASE-Accredited Training Program

Our trailer technician training program emphasizes safety and meets a high national standard established by the National Institute for Automotive Service Excellence (ASE). Great Dane is the first semi-trailer OEM to achieve ASE accreditation for a training program. The Great Dane technicians who work on your trailer have proven their skills and are focused on service excellence. They get the job done right and on time.

# EVEREST

THE HIGHEST PERFORMING,  
MOST THERMALLY EFFICIENT  
TRAILER ON THE MARKET.



Corporate Headquarters  
602 E. Lathrop Ave.  
Savannah, GA 31415  
(912) 644-2100  
**GreatDane.com**