

Insert Dealer Logo

☒ ORDER

☐ QUOTE



Version #42 - June 9 2020

Date: Oct.30TH,2020
End User:
Work Order Number:

Sales Person:
Customer PO:
Request Delivery Date:

360 TRI AXLE END DUMP Square Box

o/a Height 9' 6" with a 50" Fifth Wheel
o/a Length 37'
Axle spread 60"
King pin setting 15", 84" Turning Clearance
King pin height 50"
Wall height 48"
RTAC compliant Yes

Picture of End Dump

Base spec / to base model

Body Capacity - 31 cubic yard capacity
Hoist - Custom Hoist, 8 inch, 5 stage, 265 inch stroke, head lift telescoping hydraulic cylinder
Box Front - 10 gauge steel, round corners, formed ribs
Box Sides - 12 gauge steel upper half with full length horizontal rib, 10 gauge steel lower half with no vertical seams
Top Rail - 7X5 inch steel tube top rail
Box Floor - 3/16 inch abrasive resistant 200 steel, edges rounded 90 degrees up 9 inches on each side
Tailgate - 10 gauge steel formed one piece, plated spreader chains, slotted chain holes
Suspension - Intraax AA250 air ride, 25,000 pound capacity per suspension
Axles - 77 inch track, 25,000 pound capacity per axle, oil seals
Wheels - Unimount 10 hole wheels with light weight hubs and drums, 8.25x22.5
Tires - BF Goodrich, ST576, 11Rx22.5 radial tires
Tailgate Latch - air trip with manual override
ABS 2 sensor, 1 module
Ladder - formed steel welded to the box
LED lights

CATEGORY	Weight	PART NUMBER
----------	--------	-------------

BOX POSITION

☐ Asphalt - 18" overhang ☒ Gravel - 2" overhang

BODY

☐ 1/4" AR 200 on floor
☐ 4 mm Hardox 450 on floor
☐ 4 mm Hardox 450 on walls
☐ Additional step passenger side; 2 outside & 1 inside

TAILGATE

☐ Watertight tailgate with 4 turnbuckles
☐ Sealed tailgate with 2 turnbuckles
☐ Hydraulic operated tailgate. Includes 12" Planks
☐ 8in high lift tail gate
☐ Turnbuckles on tailgate - specify location

Quantity

BOARDS

☒ 2" x 6" Wood planks
☐ 2" x 12" Wood planks Std Box
☐ 2" x 6" Steel planks 3/16" wall
☐ 2" x 12" Steel planks 3/16" wall, (stacked 2" x 6")

TARPS

☐ Mesh - cable style - 12" hoops with aluminum hood
☒ Mesh - cable style - 18" hoops with aluminum hood
☐ Vinyl - Cable style - 12" hoops
☐ Vinyl - Cable style - 18" hoops
☒ Dura Flip Electric mesh Tarp
☐ Electric tarp kit for cable style

Tarp colour - If colour is not specified tarp will be black

16380 lbs A1360B35A360




A1XE247600

A1X4640025

A1X4640136

CATEGORY		Weight	PART NUMBER
Work Order #			

LIGHT

- | | |
|---|---|
|  | 3 Hole aluminum light box - LED |
|  | Back up light with 3 hole light box - LED |
|  | Additional lights on rub rail - LED |

SUSPENSION

- | | |
|--------------------------|--|
| <input type="checkbox"/> | 1 axle auto deploy lift kit |
| <input type="checkbox"/> | 2 axle auto deploy lift kit (simultaneous) |

Lift Location

TIRES AND RIMS

- | | |
|---|------------------------------|
| X | 11R22.5 Tires |
| | 11R24.5 Tires |
| x | Cooper Road Master RM 230 HH |
- Steel wheels unless otherwise noted

A9X1611006

- Steel Aluminum look-alike
Aluminum Machined
Aluminum Polished

MUDFLAPS

- | | |
|--------------------------|--|
| <input type="checkbox"/> | Mud flaps, below rear bumper |
| <input type="checkbox"/> | Mud flaps, box mounted in front of suspension |
| <input type="checkbox"/> | Mud flaps, bank of 4 in front of suspension |
| <input type="checkbox"/> | Mud flaps, frame mounted, 2 in front of suspension |
| <input type="checkbox"/> | Mud flaps, frame mounted, 4 in front of landing gear |
| <input type="checkbox"/> | 2 Removable mud flaps, at rear of trailer, off frame |

OPTIONS

- | | |
|--------------------------|--|
| <input type="checkbox"/> | Aluminum front frame cover |
| <input type="checkbox"/> | Hubodometer for 22.5 tire (installed on drivers side) |
| <input type="checkbox"/> | Hubodometer for 24.5 tire (installed on drivers side) |
| <input type="checkbox"/> | Two speed crank down legs |
| <input type="checkbox"/> | Vibrator, 12 volt DC1600 Electric |
| <input type="checkbox"/> | Vibrator, Air 55-2 |
| <input type="checkbox"/> | Spare tire carrier under frame |
| <input type="checkbox"/> | Remote grease system for Tri Axle |
| <input type="checkbox"/> | 6 CHAIN HANGERS - U BOLT 3/4X5X17 RD |
| <input type="checkbox"/> | Gravel shed plate at rear channel at the back of the box |
| <input type="checkbox"/> | Manitoba Safety Inspection |
| <input type="checkbox"/> | PDI |

QUOTED OPTIONS

asdf

Std. Paint for Box

- White CLR 21971
Silver CLR 17752
Black CLR 14808

Std. Paint for Frame

- Black CLR 14808

BOX COLOUR

PAINT CODE

WHITE	SW21971
BLACK	SW14808
BLACK	SW14808

16380 LBS

NOTES:

Purchaser's Signature _____ Date _____